

A SIMPLE GUIDE TO USING A SHADE CARRIER

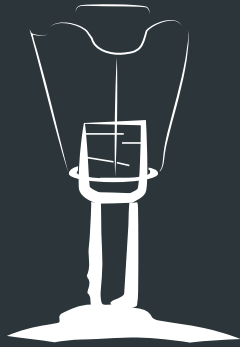
STEP ONE

Remove ring
from bulb holder.



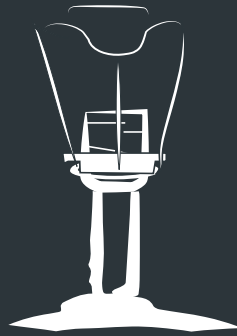
STEP TWO

Place the smaller side
of the carrier onto the
bulb holder.




STEP THREE

Return ring to
top of shade carrier.



STEP FOUR

Screw bulb
into bulb holder.



STEP FIVE

Place lampshade ring
onto indents of bulb holder.



Oka

oka.com